

Nintendo Co., Ltd.

Financial Results Briefing for Fiscal Year Ended March 2009

(Briefing Date: 2009/5/8)

Supplementary Information

[Note]

Forecasts announced by Nintendo Co., Ltd. herein are prepared based on management's assumptions with information available at this time and therefore involve known and unknown risks and uncertainties. Please note such risks and uncertainties may cause the actual results to be materially different from the forecasts (earnings forecast, dividend forecast and other forecasts).

Consolidated Statements of Income Transition

million yen

	FY3/2005	FY3/2006	FY3/2007	FY3/2008	FY3/2009
Net sales	515,292	509,249	966,534	1,672,423	1,838,622
Cost of sales	298,115	294,133	568,722	972,362	1,044,981
Gross margin	217,176	215,115	397,812	700,060	793,641
(Gross margin ratio)	(42.1%)	(42.2%)	(41.2%)	(41.9%)	(43.2%)
Selling, general, and administrative expenses	105,653	124,766	171,787	212,840	238,378
Operating income	111,522	90,349	226,024	487,220	555,263
(Operating income ratio)	(21.6%)	(17.7%)	(23.4%)	(29.1%)	(30.2%)
Other income	37,868	70,897	63,830	48,564	32,159
(of which foreign exchange gains)	(21,848)	(45,515)	(25,741)	(-)	(-)
Other expenses	4,098	487	1,015	94,977	138,727
(of which foreign exchange losses)	(-)	(-)	(-)	(92,346)	(133,908)
Income before income taxes and extraordinary items	145,292	160,759	288,839	440,807	448,695
(Income before income taxes and extraordinary items ratio)	(28.2%)	(31.6%)	(29.9%)	(26.4%)	(24.4%)
Extraordinary gains	1,735	7,360	1,482	3,934	339
Extraordinary losses	1,625	1,648	720	10,966	902
Income before income taxes and minority interests	145,402	166,470	289,601	433,775	448,132
Income taxes	57,962	68,138	115,348	176,532	169,134
Minority interests	24	-46	-37	-99	-91
Net income	87,416	98,378	174,290	257,342	279,089
(Net income ratio)	(17.0%)	(19.3%)	(18.0%)	(15.4%)	(15.2%)

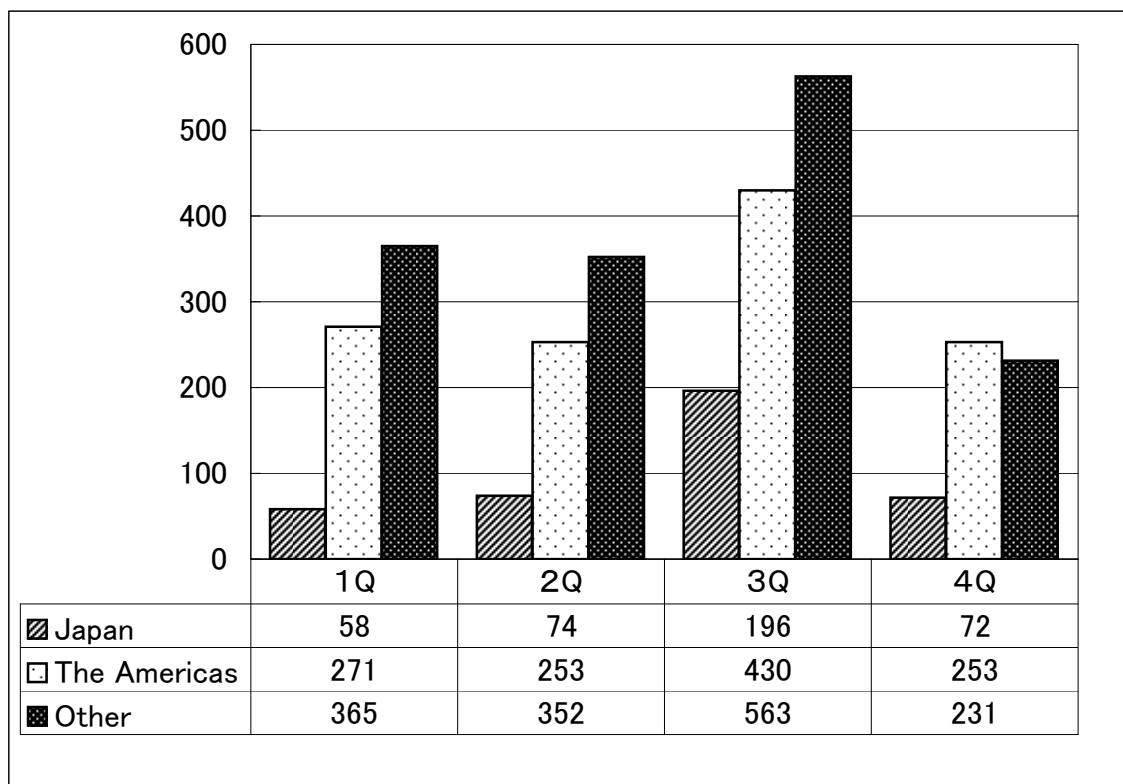
Quarterly Consolidated Statements of Income Transition

	FY3/2008					FY3/2009					million yen
	1Q	2Q	3Q	4Q	Total	1Q	2Q	3Q	4Q	Total	
Net sales	340,439	354,363	621,631	355,988	1,672,423	423,380	413,499	699,468	302,274	1,838,622	
Cost of sales	201,336	211,712	348,896	210,417	972,362	243,691	226,140	381,451	193,697	1,044,981	
Gross margin	139,103	142,651	272,734	145,571	700,060	179,688	187,359	318,017	108,576	793,641	
(Gross margin ratio)	(40.9%)	(40.3%)	(43.9%)	(40.9%)	(41.9%)	(42.4%)	(45.3%)	(45.5%)	(35.9%)	(43.2%)	
Selling, general, and administrative expenses	48,471	44,497	67,483	52,387	212,840	60,496	54,368	68,869	54,643	238,378	
Operating income	90,631	98,153	205,251	93,183	487,220	119,192	132,991	249,147	53,932	555,263	
(Operating income ratio)	(26.6%)	(27.7%)	(33.0%)	(26.2%)	(29.1%)	(28.2%)	(32.2%)	(35.6%)	(17.8%)	(30.2%)	
Other income	41,144	-13,885	10,530	10,774	48,564	58,251	-37,723	7,767	3,864	32,159	
(of which foreign exchange gains)	(29,032)	(-26,882)	(-2,006)	(-143)	(-)	(47,844)	(-47,844)	(-)	(-)	(-)	
Other expenses	326	340	328	93,982	94,977	551	34,853	141,732	-38,409	138,727	
(of which foreign exchange losses)	(-)	(-)	(-)	(92,346)	(92,346)	(-)	(33,584)	(140,649)	(-40,325)	(133,908)	
Income before income taxes and extraordinary items	131,449	83,926	215,454	9,976	440,807	176,892	60,414	115,181	96,207	448,695	
(Income before income taxes and extraordinary items ratio)	(38.6%)	(23.7%)	(34.7%)	(2.8%)	(26.4%)	(41.8%)	(14.6%)	(16.5%)	(31.8%)	(24.4%)	
Extraordinary gains	649	3,236	-55	103	3,934	3,625	-1,665	-1,860	240	339	
Extraordinary losses	15	1,608	512	8,830	10,966	52	40	6,078	-5,269	902	
Income before income taxes and minority interests	132,084	85,555	214,886	1,249	433,775	180,464	58,708	107,242	101,716	448,132	
Income taxes	51,898	33,395	88,385	2,852	176,532	73,101	21,228	39,527	35,278	169,134	
Minority interests	-66	-10	-6	-16	-99	96	-80	19	-126	-91	
Net income	80,251	52,169	126,507	-1,586	257,342	107,267	37,561	67,695	66,565	279,089	
(Net income ratio)	(23.6%)	(14.7%)	(20.4%)	(-0.4%)	(15.4%)	(25.3%)	(9.1%)	(9.7%)	(22.0%)	(15.2%)	

Consolidated Sales Units of "Nintendo DS" (FY3/2009)

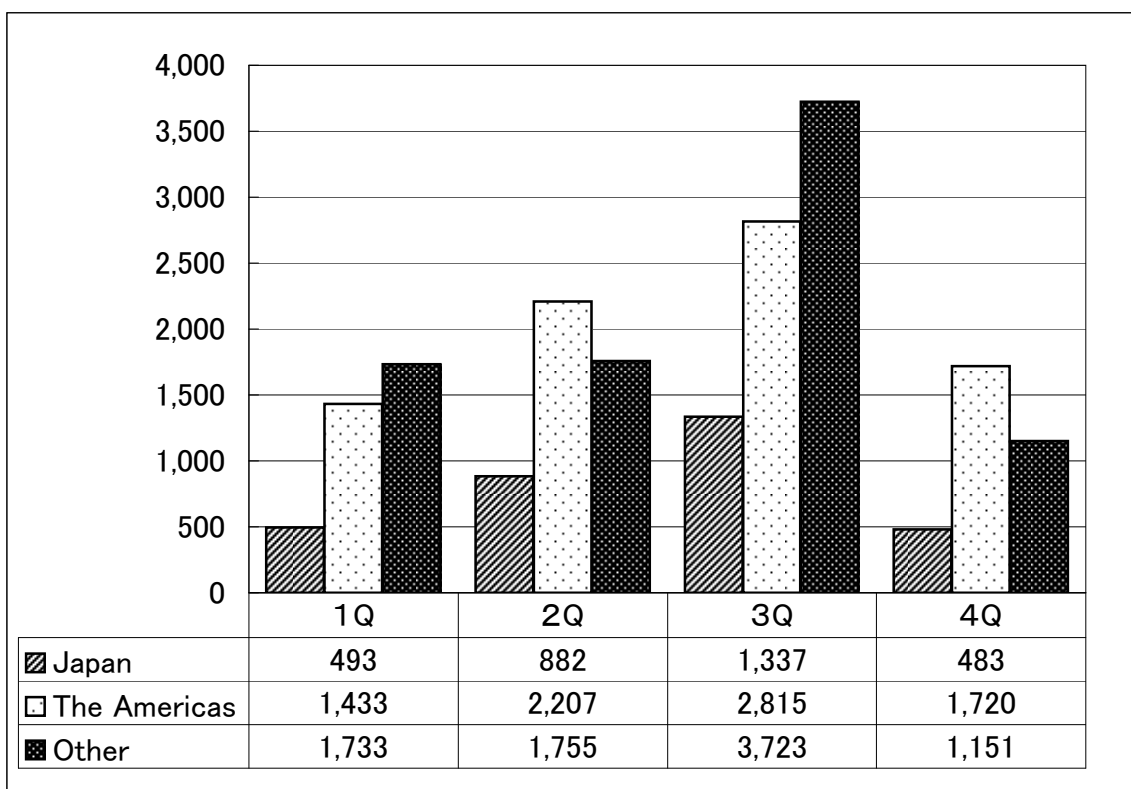
1. Hardware

units in ten thousands



2. Software

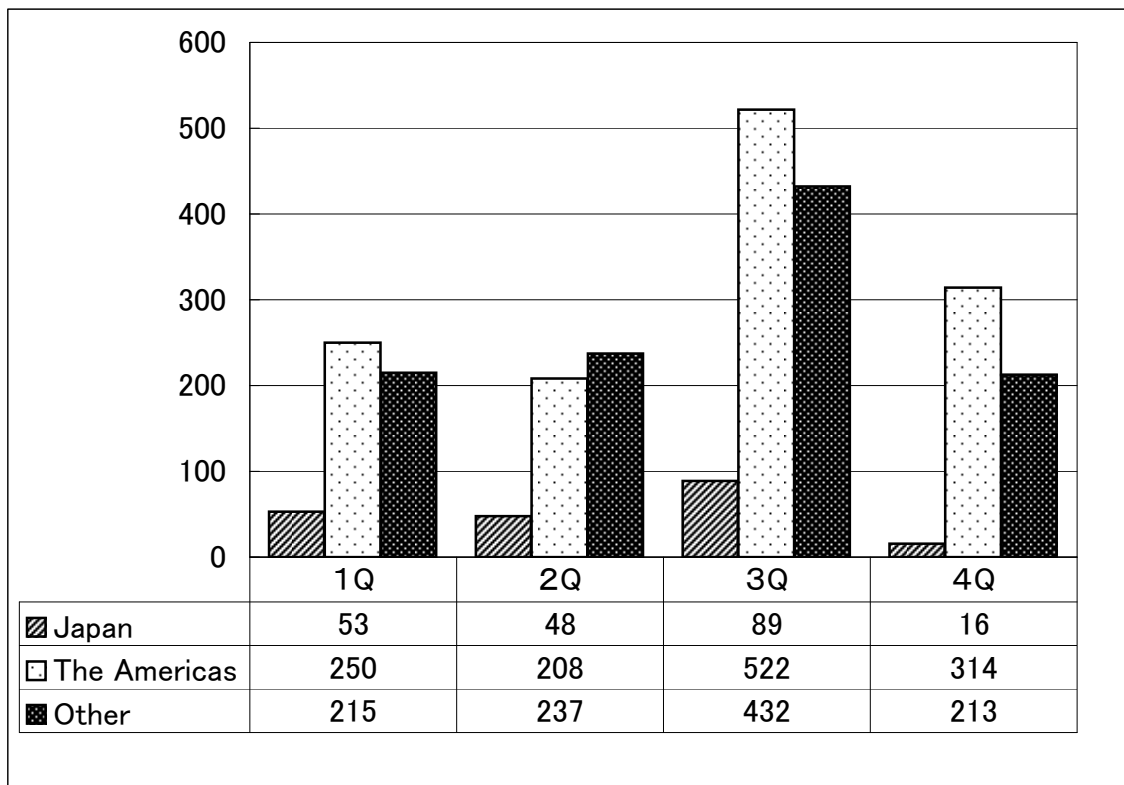
units in ten thousands



Consolidated Sales Units of "Wii" (FY3/2009)

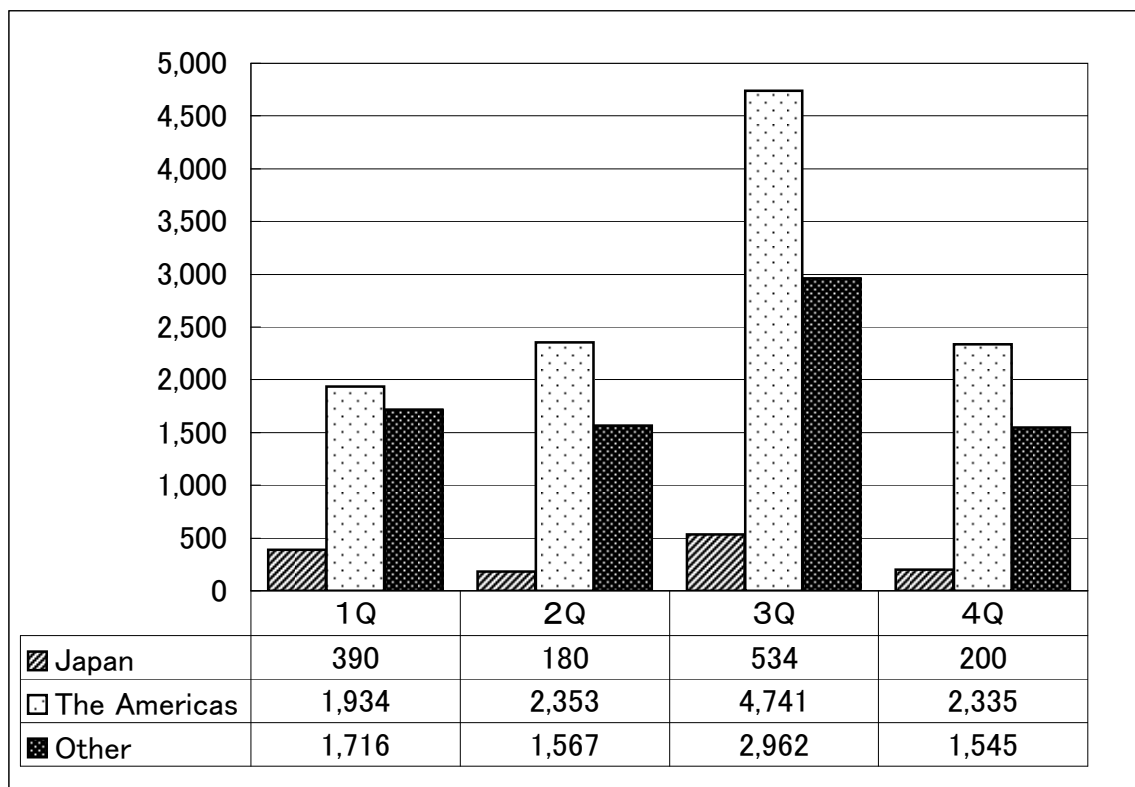
1. Hardware

units in ten thousands



2. Software

units in ten thousands



Million-Seller Titles of NINTENDO Products

FY3/2009

units in ten thousands

FY3/2009(4/08 ~ 3/09)			Life-to-date
Global	of which		Global
	Japan	Overseas	

Nintendo DS

Brain Age: Train Your Brain in Minutes a Day	443	7	436	1,741
New Super Mario Bros.	430	31	399	1,845
Mario Kart DS	416	40	376	1,461
Pokémon Platinum Version	375	240	136	375
Nintendogs	360	9	351	2,227
Pokémon Mystery Dungeon: Explorers of Time/Darkness	292	0	292	450
Brain Age 2: More Training in Minutes a Day	288	10	278	1,371
Kirby Super Star Ultra	236	120	115	236
Mario Party DS	222	14	209	585
Pokémon Diamond/Pearl	204	26	178	1,681
Rhythm Heaven	192	178	14	192
Personal Trainer: Cooking	184	8	176	184
Pokémon Ranger: Shadows of Almia	150	13	137	204
Professor Layton and the Curious Village*	140	–	140	165
Super Mario 64 DS	138	5	133	750
Animal Crossing: Wild World	126	36	90	1,079

Wii

Wii Sports	2,415	54	2,361	4,571
Wii Fit	1,637	158	1,480	1,822
Mario Kart Wii	1,540	230	1,310	1,540
Wii Play (Wii Remote bundled)	1,147	33	1,114	2,298
Super Smash Bros. Brawl	358	25	333	843
Animal Crossing: City Folk	338	122	216	338
Wii Music	265	42	222	265
Link's Crossbow Training (packaged with Wii Zapper)	205	25	180	376
Super Mario Galaxy	192	5	187	802
Mario Party 8	186	13	173	672
Mario Super Sluggers	126	23	102	126

[Note] Software units include quantity bundled with hardware.

*This title is licensed to be sold as a Nintendo product overseas. Global units (both FY3/2009 and Life-to-date) do not include units sold in Japan.

Foreign Currency Transaction Information

		FY3/2009				FY3/2008
		1Q	2Q	3Q	4Q	Full Year
Consolidated Net Sales in Foreign Currencies	U.S. Dollar	1.4 billion	2.8 billion	5.6 billion	7.3 billion	5.2 billion
Euro		1.1 billion	2.2 billion	4.2 billion	5.0 billion	3.8 billion

		FY3/2009				FY3/2008
		1Q	2Q	3Q	4Q	Full Year
Non-Consolidated Purchases in U.S. Dollars		0.8 billion	1.8 billion	2.7 billion	3.3 billion	2.1 billion

		FY3/2009				FY3/2008
		1Q	2Q	3Q	4Q	Full Year
Average Exchange Rates	1 U.S. Dollar =	104.55	106.11	102.84	100.54	114.28
1 Euro =		163.43	162.68	150.70	143.48	161.52

		FY3/2009				FY3/2008
		2008/6/30	2008/9/30	2008/12/31	2009/3/31	2008/3/31
Balance of Assets and Liabilities in Major Foreign Currencies without Exchange Contract (Non-Consolidated)						
Cash and deposits (U.S.\$)		1,843	1,857	2,719	1,251	3,625
Trade accounts receivable (U.S.\$)		1,388	1,854	1,732	1,708	1,253
Trade accounts payable (U.S.\$)		510	513	433	336	260
Cash and deposits (Euro)		1,330	2,320	3,195	1,815	1,728
Trade accounts receivable (Euro)		1,025	1,262	1,279	754	1,027

		FY3/2009				FY3/2008
		2008/6/30	2008/9/30	2008/12/31	2009/3/31	2008/3/31
Exchange Rates	1 U.S. Dollar =	106.42	103.57	91.03	98.23	100.19
	1 Euro =	168.07	149.05	127.96	129.84	158.19

Launch Dates of Primary NINTENDO Products by Region (Apr. 2008~Mar. 2009)

Nintendo DS				Wii	
Region	Category	Title	Launch Date	Title	Launch Date
Japan	(Hardware)	Nintendo DSi	2008/11/1		
	(Software)	Daigasso! Band Brothers DX	2008/6/26	Mario Kart Wii	2008/4/10
		Rhythm Heaven	2008/7/31	Link's Crossbow Training (packaged with Wii Zapper)	2008/5/1
		Fire Emblem: Shadow Dragon	2008/8/7	Mario Super Sluggers	2008/6/19
		Pokémon Platinum Version	2008/9/13	Wario Land: Shake It!	2008/7/24
		Wagamama Fashion Girls Mode	2008/10/23	Wii Music	2008/10/16
		Personal Trainer: Walking	2008/11/1	Animal Crossing: City Folk	2008/11/20
		Kirby Super Star Ultra	2008/11/6	NEW PLAY CONTROL! DONKEY KONG JUNGLE BEAT	2008/12/11
		Personal Trainer: Cooking	2008/12/4	NEW PLAY CONTROL! PIKMIN	2008/12/25
		Mario & Luigi RPG 3!!!	2009/2/11	NEW PLAY CONTROL! MARIO POWER TENNIS	2009/1/15
		Rittai Picross	2009/3/12	NEW PLAY CONTROL! METROID PRIME	2009/2/19
			NEW PLAY CONTROL! PIKMIN 2	2009/3/12	
.....					
The United States	(Hardware)				
	(Software)	Pokémon Mystery Dungeon: Explorers of Time	2008/4/20	Mario Kart Wii	2008/4/27
		Pokémon Mystery Dungeon: Explorers of Darkness	2008/4/20	Wii Fit	2008/5/19
		Crosswords DS	2008/5/5	Mario Super Sluggers	2008/8/25
		Mystery Case Files: MillionHeir	2008/9/8	Wario Land: Shake It!	2008/9/22
		Kirby Super Star Ultra	2008/9/22	Wii Music	2008/10/20
		Pokémon Ranger: Shadows of Almia	2008/11/10	Animal Crossing: City Folk	2008/11/16
		Personal Trainer: Cooking	2008/11/24	NEW PLAY CONTROL! PIKMIN	2009/3/9
Pokémon Platinum Version	2009/3/22	NEW PLAY CONTROL! MARIO POWER TENNIS	2009/3/9		
.....					
Europe	(Hardware)				
	(Software)	Cooking Guide: Can't Decide What to Eat?	2008/6/20	Mario Kart Wii	2008/4/11
		Pokémon Mystery Dungeon: Explorers of Time	2008/7/4	Wii Fit	2008/4/25
		Pokémon Mystery Dungeon: Explorers of Darkness	2008/7/4	Super Smash Bros. Brawl	2008/6/27
		Make 10: A Journey of Numbers	2008/9/26	Wario Land: The Shake Dimension	2008/9/26
		Professor Layton and the Curious Village*	2008/11/7	Disaster: Day of Crisis	2008/10/24
		Pokémon Ranger: Shadows of Almia	2008/11/21	Wii Music	2008/11/14
		Fire Emblem: Shadow Dragon	2008/12/5	Animal Crossing: Let's Go to the City	2008/12/5
		100 Classic Book Collection	2008/12/26	NEW PLAY CONTROL! PIKMIN	2009/2/6
Mystery Case Files: MillionHeir	2009/2/6	NEW PLAY CONTROL! MARIO POWER TENNIS	2009/3/6		

Notes: Launch dates may be different within the United States and Europe regions depending on territories or countries.

*This title is licensed to be sold as a Nintendo product overseas.

Launch Schedule of Primary NINTENDO Products by Region (Apr. 2009～)

Region	Category	Nintendo DS		Wii	
		Title	Launch Date	Title	Launch Date
Japan	(Hardware)				
	(Software)	Pokémon Fushigi no Dungeon: Sora no Tankentai	2009/4/18	Takt of Magic	2009/5/21
		Made in Ore	2009/4/29	NEW PLAY CONTROL! METROID PRIME 2 ECHOES	2009/6/11
		Tomodachi Collection	2009/6/18	NEW PLAY CONTROL! CHIBI-ROBO	2009/6/11
		Famicom Wars DS2(Temp.)	2009	Wii Sports Resort	2009/6
				Cosmic Walker(Temp.)	2009
				Kensakusu(Temp.)	2009
				Spurn Smasher(Temp.)	2009
				Dynamic Zan(Temp.)	2009
				Sin & Punishment 2(Temp.)	2009
				Punch-Out!!	2009
				100 Go de Start! Eikaiwa(Temp.)	2009
				Endless Ocean 2(Temp.)	2009
				Hoshi no Kirby(Temp.)	2009
				Minna ga Shuyaku no NHK Kohaku Quiz Gassen(Temp.)	2009
		Line Attack Heroes(Temp.)	2009		
The United States	(Hardware)	Nintendo DSi	2009/4/5		
	(Software)	Rhythm Heaven	2009/4/5	Excitebots: Trick Racing	2009/4/20
		Personal Trainer: Walking	2009/5/25	NEW PLAY CONTROL! DONKEY KONG JUNGLE BEAT	2009/5/4
		The Legendary Starfy	2009/6/8	Punch-Out!!	2009/5/18
		Mario & Luigi RPG 3(Temp.)	2009	Wii Sports Resort	2009/7/26
		The Legend of Zelda: Spirit Tracks(Temp.)	CY2009 2nd Half	Sin & Punishment 2(Temp.)	2009
Europe	(Hardware)	Nintendo DSi	2009/4/3		
	(Software)	Rhythm Paradise	2009/4/30	NEW PLAY CONTROL! PIKMIN 2	2009/4/24
		Pokémon Platinum Version	2009/5/22	Punch-Out!!	2009/5
		Walk with me! Do you know your walking routine?	2009/6/5	Another Code: R A Journey into Lost Memories	2009/6/26
		Mario & Luigi RPG 3(Temp.)	2009	NEW PLAY CONTROL! DONKEY KONG JUNGLE BEAT	2009/6
		Kirby Super Star Ultra	2009	Wii Sports Resort	2009/7/24
		The Legend of Zelda: Spirit Tracks(Temp.)	CY2009 2nd Half	Sin & Punishment 2(Temp.)	2009
				Endless Ocean 2(Temp.)	2009

Notes: Launch dates and titles etc. are subject to change.

Launch dates may be different within the United States and Europe regions depending on territories or countries.

Upcoming Third-Party Software Lineup (extracts)

Nintendo DS		Wii	
Title	Publisher	Title	Publisher
<Japan>		<Japan>	
GYAKUTEN KENJI	CAPCOM	MONSTER HUNTER 3(tri-)	CAPCOM
Paul Sloane & Des MacHale's Mysterious Story	LEVEL-5 Inc.	EA SPORTS Grand Slam Tennis	Electronic Arts
Professor Tago and Brain Training 1	LEVEL-5 Inc.	KORORINPA2 anthony to kiniro himawari no tane	HUDSON
Professor Tago and Brain Training 2	LEVEL-5 Inc.	Winning Eleven PLAY MAKER 2009	KONAMI
Pro Yakyu Team wo Tukuro! 2	SEGA	ARC RISE FANTASIA	Marvelous Entertainment Inc.
Infinite Space	SEGA	TOKYO FRIEND PARK II	Spike
puyopuyo7	SEGA	FULLMETAL ALCHEMIST BROTHERHOOD -PRINCE OF THE DAWN-	SQUARE ENIX
KINGDOM HEARTS 358/2 Days	SQUARE ENIX		
DRAGON QUEST IX: Hoshizora no Mamoribito	SQUARE ENIX		
-----		-----	
<Overseas> ~North America~		<Overseas> ~North America~	
Guitar Hero® On Tour: Modern Hits	Activision	Guitar Hero® Smash Hits	Activision
Ice Age™: Dawn of the Dinosaurs	Activision	GHOSTBUSTERS™ The Video Game	Atari
Transformers: Revenge of the Fallen Autobots™	Activision	G-Force	Disney Interactive Studios
Transformers: Revenge of the Fallen Decepticons™	Activision	EA SPORTS Active	Electronic Arts
GHOSTBUSTERS™ The Video Game	Atari	BOOM BLOX™ Bash Party	Electronic Arts
G-Force	Disney Interactive Studios	EA SPORTS Grand Slam Tennis	Electronic Arts
Harry Potter and the Half-Blood Prince™	Electronic Arts	Harry Potter and the Half-Blood Prince™	Electronic Arts
MySims™ Racing	Electronic Arts	Tiger Woods PGA TOUR® 10	Electronic Arts
Indiana Jones® and the Staff of Kings™	LucasArts	Madden NFL 10	Electronic Arts
Petz® Fashion: Dogz® & Catz®	Ubisoft	Indiana Jones® and the Staff of Kings™	LucasArts
My Healthy Cooking Coach	Ubisoft	The Conduit™	SEGA
Classic Word Games	Ubisoft	Virtua Tennis™ 2009	SEGA
Up	THQ	Up	THQ
The BIGS™ 2	2K Sports	The BIGS™ 2	2K Sports

Notes: Launch titles are listed by publisher alphabetically.

Launch schedules etc. are subject to change.

URL Reference

The URLs listed below include information such as earnings releases and other information which helps you to understand the Company's view and directions.

■ IR information

<http://www.nintendo.co.jp/ir/en/index.html>

◆ IR events <http://www.nintendo.co.jp/ir/en/library/events/index.html>

- Financial Results Briefing (for the Nine Months Ended December 2008) (2009/1/30)
- Corporate Management Policy Briefing / Financial Results Briefing (for the Six Months Ended September 2008) (2008/10/31)
- Financial Results Briefing (for the Fiscal Year Ended March 2008) (2008/4/25)
- Financial Results Briefing (for the Nine Months Ended December 2007) (2008/1/25)
- Corporate Management Policy Briefing / Financial Results Briefing (for the Six Months Ended September 2007) (2007/10/26)
- Financial Results Briefing (for the Fiscal Year Ended March 2007) (2007/4/27)
- Corporate Management Policy Briefing (2006/6/7)

■ Other information

- Nintendo Conference Fall 2008 (2008/10/2)
 - Keynote Address by the President (web cast)
 - http://www.irwebcasting.com/081002/34/36e60ea959/d4c5000436_hi.html
 - Keynote Address by the President (text)
 - <http://www.nintendo.co.jp/n10/conference2008fall/presen/e/index.html>
 - Wii Music Presentation (web cast)
 - http://www.irwebcasting.com/081002/52/5232b47438/lijasf39ho8w_hi.html
- Nintendo Conference Fall 2007 (2007/10/10)
 - <http://www.nintendo.co.jp/n10/conference2007fall/e/index.html>
- President's speech at Foreign Correspondents' Club of Japan (2006/12/7)
 - <http://www.nintendo.co.jp/n10/061207/en/index.html>
- Iwata asks: Nintendo DSi
 - <http://nintendodsi.com/iwataasks/>
- Iwata asks: Rhythm Heaven
 - <http://www.rhythmheaven.com/iwata1.html>
- Iwata asks: Animal Crossing: City Folk
 - http://us.wii.com/iwata_asks/accf/vol1_page1.jsp
- Iwata asks: Wii Music
 - http://us.wii.com/iwata_asks/wii_music/vol1_page1.jsp
- Iwata asks: Wii Fit
 - http://us.wii.com/wii-fit/iwata_asks/vol1_page1.jsp

*Availability may change without notice.